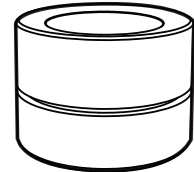


55 X 440 MM 80g 超白哑粉纸 黑白双面印刷 风琴折


前面

55



Instruction Manual
Smart Knob

English



Bitte scannen Sie den QR-Code hier für eine Anleitung in deutscher Sprache

Por favor escanear el código QR aquí para instrucciones en español

Veuillez scanner le QR code ici pour des instructions en français

Пожалуйста, отсканируйте QR-код здесь, чтобы получить инструкции на русском языке.

Leia o código QR aqui para obter instruções em português

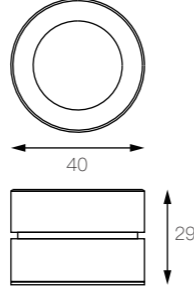
Quick Guide

Remote Mode	
Single Press	On/Off
Long Press >3s	Set color
Rotate	Dimming
Press and Rotate	Set the color temperature

Remote control operate may vary depends on different model of smart light

Scenario Mode	
Single Press	Setting in APP
Double Clicks	Setting in APP
Long Press	Setting in APP
Rotate to Left	Setting in APP
Rotate to Right	Setting in APP

1 Dimension

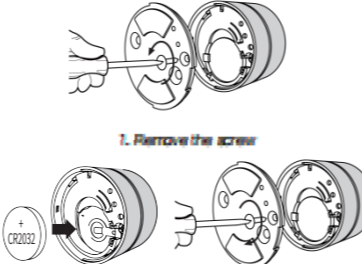


2 Specification

Power supply: Battery CR2032 3V DC
Communication: Zigbee 3.0+
Bluetooth Low Energy*
Control distance: 25m open area
Dimensions: 40 X 40 X 29mm
Operating temperature: -10 °C-45 °C
Working Humidity: <90%RH
Life of battery: 1 years (General use)

*Available for selected model


3 Install the battery



1. Remove the screw
2. Install the CR2032 battery
3. Install the cover


4 Remote mode

Scan the QR code to download APP




Gateway required to connect the device

5 Reset / Pairing


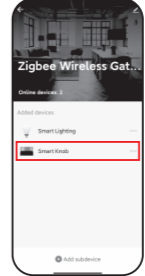


1. Hold "RESET" 6s





2. LED will start flashing


5.1 Default mode

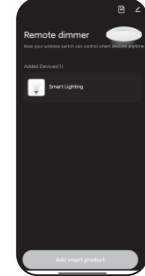
5.2 Remote mode (Default operate mode)

5.3 Remote mode



First time to add smart light **MUST** press the button to activate memory



后面

5.4 Remote mode

B. Control description under remote control mode



Single Press
On/Off



Rotate
Dimming



Press and Rotate
Set the color temperature



Long Press >3s
Set color

Note: The operates may different depending on the smart lights

5.5 Mode swap



Remote mode ↔ Scene mode

5.6 Scene mode




5.7 Scene mode




5.8 Scene mode




5.9 Scene mode



SERVICE

1. During the free warranty period, if the product breaks down during normal use, we will offer free maintenance for the product.
2. Natural disasters/man-made equipment failures, disassembly and repair without the permission of our company, no warranty card, products beyond the free warranty period, etc., are not within the scope of free warranty
3. Any commitment (oral or written) made by the third party (including the dealer/service provider) to the user beyond the warranty scope shall be executed by the third party
4. Please keep this warranty card to ensure your rights
5. Our company may update or change the products without notice.
Please refer to the official website for the updates.

RECYCLING INFORMATION

All products marked with the symbol for separate collection of waste electrical and electronic equipment (WEEE Directive 2012/19 / EU) must be disposed of separately from unsorted municipal waste. To protect your health and the environment, this equipment must be disposed of at designated collection points for electrical and electronic equipment designated by the government or local authorities. Correct disposal and recycling will help prevent potential negative consequences for the environment and human health. To find out where these collection points are and how they work, contact the installer or your local authority.

WARRANTY CARD

Product Information

Product Name _____
Product Type _____
Purchase date _____
Warranty Period _____

Dealer Information

Customer's Name _____
Customer Phone _____
Customer Address _____

Maintenance Records

Failure date	Cause Of Issue	Fault Content	Principal

Thank you for your support and purchase at we Moes, we are always here for your complete satisfaction, just feel free to share your great shopping experience with us.

★★★★★

If you have any other need, please do not hesitate to contact us first, we will try to meet your demand.

FOLLOW US

@moessmart moes
@moes_smart @moes_smart
@moes_smart www.moes.net

WENZHOU NOVA NEW ENERGY CO.,LTD
Address: Power Science and Technology Innovation Center, NO.238, Wei 11 Road, Yueqing Economic Development Zone, Yueqing, Zhejiang, China
Tel: +86-577-57186815
Email: service@moeshouse.com

AMZLAB GmbH
Laubenhof 23, 45326 Essen
Made In China

A121